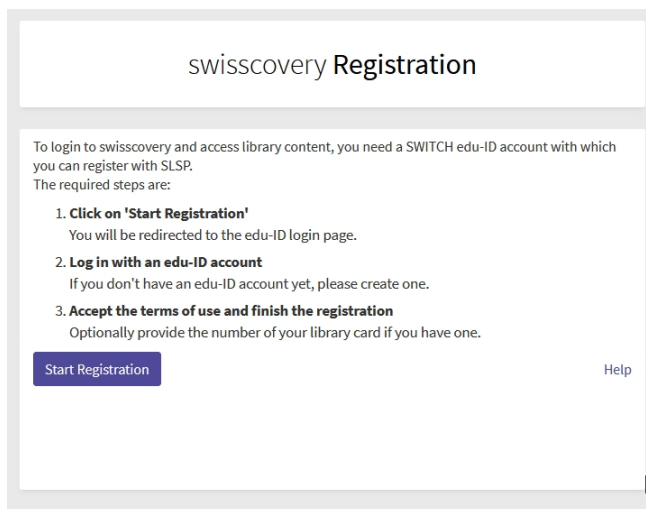


# SWITCH edu-ID/SLSP registration

**Note:** The patron user data is needed for different reasons. Mostly to contact the user (e-mail, phone numbers), to deliver content (postal address), to identify the patron user (name, date of birth, identifiers), to allow patron user to use self-checkout (library card numbers), to grant additional privileges (organization affiliation), to generate anonymous aggregated statistical data (cookies). Details on what SLSP and related parties (libraries, suppliers) can do with user data and what any rights of the patron user concerning user data are described in the SLSP data protection policy on : <https://registration.slsp.ch/policy/>.

1. Go to the SLSP registration platform: <https://registration.slsp.ch/?iz=tri?lang=en>.  
**Important:** Open the link in a new browser tab or window.



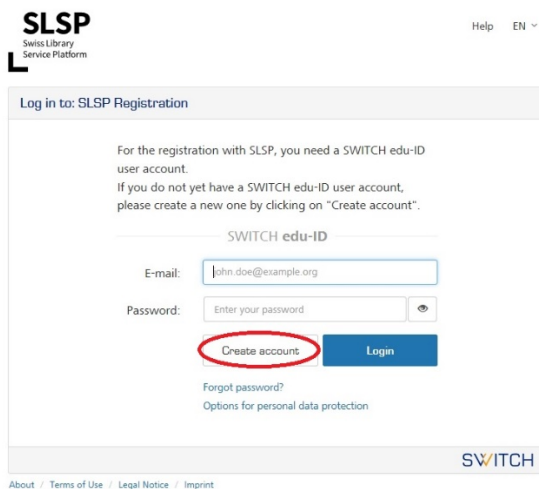
swisscovery Registration

To login to swisscovery and access library content, you need a SWITCH edu-ID account with which you can register with SLSP.  
The required steps are:

1. **Click on 'Start Registration'**  
You will be redirected to the edu-ID login page.
2. **Log in with an edu-ID account**  
If you don't have an edu-ID account yet, please create one.
3. **Accept the terms of use and finish the registration**  
Optionally provide the number of your library card if you have one.

[Start Registration](#) [Help](#)

2. Click **Start Registration**.
3. Click **Create Account**.



SLSP  
Swiss Library  
Service Platform

Help EN

Log in to: SLSP Registration

For the registration with SLSP, you need a SWITCH edu-ID user account.  
If you do not yet have a SWITCH edu-ID user account, please create a new one by clicking on "Create account".

SWITCH edu-ID

E-mail:

Password:

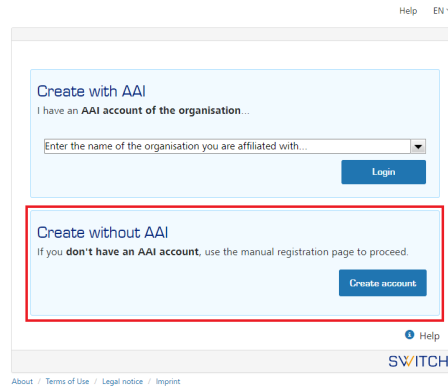
[Create account](#) [Login](#)

[Forgot password?](#)  
[Options for personal data protection](#)

SWITCH

[About](#) / [Terms of Use](#) / [Legal Notice](#) / [Imprint](#)

#### 4. Select **Create without AAI**.



Help EN

**Create with AAI**  
I have an **AAI** account of the organisation...

Enter the name of the organisation you are affiliated with...

Login

**Create without AAI**  
If you **don't have an AAI** account, use the manual registration page to proceed.

Create account

Help

SWITCH

About / Terms of Use / Legal notice / Imprint

#### 5. The form for creating a SWITCH edu-ID account will now be displayed:

- **Required** boxes (marked with the smaller blue dots) must be filled in.
- At least one of the conditionally required boxes (marked with larger black dots) must be filled in, for example, at least one telephone number and at least one address. As soon as one of these boxes is filled in, the indication that the boxes are conditionally required disappears from the other related boxes.



### Create a SWITCH edu-ID account

Please complete the following form to create a new SWITCH edu-ID account.

**Input requirements:** ● = Required ○ = Conditionally required

First Name ●

Last Name ●

Date of birth ●

**Home Address** ● **Name**

Additional Address Information

Street and House Number

ZIP and City

Country

**Business Address** ● **Name**

Company

Additional Address Information

Street and House Number

ZIP and City

Country

Mobile Phone Number ●


Home Phone Number ●

Business Phone Number ●

Personal E-mail Address ●

Password ●

Confirm Password ●

Please type: ● 

I fully understand and accept the [Terms of Use](#) for creating and using a SWITCH edu-ID account. The Terms of Use will also be sent to you by e-mail when your account has been successfully created.

SWITCH

[About](#) / [Terms of Use](#) / [Legal notice](#) / [Imprint](#)

6. Place a tick mark to accept the Terms of Use and click **Create Account**.
7. Click the link in the email you received at the email address you provided.

8. A confirmation of the activation of your SWITCH edu-ID account is displayed. By clicking on the button you can continue with the registration.

[edu-ID] Confirm your E-mail Address

SWITCH edu-ID <eduid-support@switch.ch>  
À moi ▾

### SWITCH edu-ID

Dear [redacted]

You receive this e-mail because you registered a SWITCH edu-ID account using the e-mail address [redacted]@gmail.com. To complete the account activation and start using your persistent SWITCH edu-ID identity, please click on the following link:

<https://eduid.ch/web/registration/3/?token=eh4Wl.dDe>

The link above is valid only for 5 days. If the link is not used within this period, the account activation is not complete and the account will automatically be deleted.

Best Regards  
Your SWITCH edu-ID Team

SWITCH edu-ID is a service of SWITCH  
SWITCH, Werdstrasse 2, P.O. Box, 8021 Zurich, Switzerland  
<https://eduid.ch> [eduid-support@switch.ch](mailto:eduid-support@switch.ch)

✔ Your e-mail address [redacted]@gmail.com was successfully verified and your SWITCH edu-ID account is now active.  
**Please close this web browser window and proceed to the service in the web browser you started the account creation.**

SWITCH

[About](#) / [Terms of Use](#) / [Legal notice](#) / [Imprint](#)

9. Log in with the SWITCH edu-ID you just created.

### SWITCH edu-ID

Help EN ▾

Log in to: ID - Gestion du compte UNIL

**Service description:**  
App pour gérer les comptes UNIL, et lier les comptes UNIL et edu-ID.

SWITCH edu-ID

E-mail:

Password:  

[Forgot password?](#)  
[Options for personal data protection](#)

SWITCH

[About](#) / [Terms of Use](#) / [Legal Notice](#) / [Imprint](#)



10. The information that is being transmitted to SLSP is displayed. Choose whether you want to be asked if you want to transfer the information each time you log in or only if the information changes. Click **Accept**.

### Enregistrement SLSP

## Information to be Provided to Service

You are about to access the service:  
**Enregistrement SLSP of SLSP - Swiss Library Service Platform**

▷ Additional information about the service

---

### Information Release

Prénom  
Nom de famille  
Email  
Date de naissance  
Langue préférée  
Numéro de mobile  
Adresse professionnelle

Do you accept to share the information listed above with the service and allow it to retrieve also information updated by you and/or by your organisation?

Additional information and consent revocation

Select an information release consent duration:

**Ask me again at next login**  
I agree to send my information this time.

**Ask me again if information to be provided to this service changes**  
I agree that the same information will be sent automatically to this service in the future.

This setting can be revoked at any time with the checkbox on the login page.

SWITCH

11. If some personal data required for the SLSP registration is missing in your edu-ID account, please add these data to continue the registration with SLSP. Click the blue links to add the information.

The screenshot shows the 'swisscovery Registration' page. It contains the following text: 'To login to swisscovery and access library content, you need a SWITCH edu-ID account with which you can register with SLSP. However, some personal data required for the registration is missing in your edu-ID account. Please add the required personal data to your edu-ID account to continue the registration with SLSP.' Below this, there are two error messages: 'Phone number is missing!' and 'Postal address is missing!'. Each message is followed by a text box and explanatory text. The 'Phone number' section states: 'As contact information at least a mobile phone (recommended), a home phone or a business phone number is required. Please either add a mobile phone number, add a home phone number or add a business phone number to your edu-ID account.' The 'Postal address' section states: 'To send you borrowed books and as contact information, either a home address (recommended) or a business postal address is required. Please either add your home postal address or add your business postal address to your edu-ID account.' There is a 'Help' link at the bottom right.

12. Now the data for registration with swisscovery is displayed. If you want to record the barcode of an existing library card, click **Library Card Numbers**. You can type in the corresponding number and save it on the next page. Then accept the Terms of Use and click **Register**.

The screenshot shows the 'swisscovery Registration' page with the following content: 'Registration Data' section with the text 'The following data will be used for your swisscovery registration:'. Below this are fields for 'Name:', 'Date of Birth:', 'Primary E-Mail contact:', 'Other E-Mail Address:', 'Postal Address:' (with a dropdown for 'Switzerland'), 'Phone Number:' (with a dropdown for '+41'), and 'Library Card Number:' (with a dropdown for 'Not available'). There is a section 'Is your current library card number not listed?' with a text box containing '248800000000'. Below this is a section 'Do you not have a library card yet?' with the text 'Please pick up your library card at an affiliated library.' There is a 'Terms of Use' section with a checked checkbox and the text 'I agree that the data listed above may be transferred from my SWITCH edu-ID account to the library management system operated by SLSP on behalf of the affiliated institutions, may be kept up-to-date and may be processed within the framework of the library management system.' Below this is a link to the 'Privacy Policy'. At the bottom, there is a 'Register' button and a 'Help' link.





### 13. Your library account is now ready for use in **swisscovery**.

The screenshot shows the 'swisscovery Registration' page. At the top left is the SLSP logo, and at the top right are links for 'Help' and 'EN'. The main heading is 'swisscovery Registration'. Below this is a green success message: 'Registration with SLSP was successful!'. The text below the message reads: 'Thank you for your registration with SLSP via Tribunaux - ISDC / Gerichte - SIR / Tribunali - ISDC. Currently we are in the last stages of the project to introduce swisscovery to you and the SLSP libraries. swisscovery and all other SLSP services will be available from Monday, 07.12.2020. From Monday, 07.12.2020 you will be able to access swisscovery using <https://swisscovery.slsp.ch> and will be able to log into swisscovery using the SWITCH edu-ID account you just registered - there are no further steps required from your side. Until then, please use the existing library catalogues or contact your library to access library content and services.' At the bottom of the message is a 'Logout' button.